

॥ Harihi Om ॥
॥ Hari Sarvottama Vayu Jeevottama ॥

Jignaasa Brahmanda Darshana Yathre

Jan 7th 2007



Hearty welcome to Jignaasa- Madhwa Youth Forum, Bangalore

A Short travelogue on
Brahmada Darshana Yathre
(Adi Ranga, Madhya Ranga, Antya Ranga)

Hare Srinivasa,

Jignaasa, a youth Madhwa team of Bangalore has one of its core objectives to visit Shri Kshetras which include Madhwa / Vaishnavite Holy places, Yatigala Brindavanagalu, mythologically acclaimed places with like minded youth and accompanying elders.

After our successful trips to Abbur, Madhya Ranga, Nava Brindavana, Mulabagal it was time to scale heights by having "Brahmanda Darshanam- Adi Ranga, Madhya Ranga, Antya Ranga" in 24hrs !

What is Brahmanda Darshanam?

- ❖ One Supreme God, One Single Day, One Sacred River
- ❖ Two Different States
- ❖ Three Different Places, Three unique Islands
- ❖ Four Travel Legs – BLR-SRPatna-Madhya Ranga-Sri Rangam-BLR
- ❖ 24 Hours of total Running time to see, praise, think of Lord Sri Ranganatha Swamy,
- ❖ 900 kms of total distance to travel

What else does it take?

Sweat, tears, emotions, sentiments, devotion, smiles, anxiety, sense of relief, Frustration, disgust, surprises, delight, awe, humor.....

Team Stats:

1. Harish Rao
2. Vijay Nag
3. Srinivas and his parents (Smt & Sri Manorama & Jagannath Murthy)
4. Bhagyashri Annigeri
5. Bhaskar Kulkarni
6. Santosh R Chikkerur

It was yet another weekend at Bangalore and as many were in their sacks enjoying the dreams, a few like minded brains were up and ready in the chilling 7th January morning at 3am! What for? We were all heading towards "Brahmanda Darshana". A long trip of 900kms to be covered in a single day with the darshana of Lord Ranganath at Sri Ranga patna, Shivanasamudra and Sri Rangam (Trichy).

Time: 3:30hrs

Everyone was enthusiastic about the yathre and ready waiting for the vehicle at Sita circle. Within next few minutes the scorpion arrived? Surprised. Not to worry its Mahindra Scorpio our ratha for the day! On the wheel was our crusader Harish, fully charged for the action! We were 8 in all and comfortably accommodated ourselves in the black hawk!

The road "Bengaluru-Mysooru Highway" was cool with very few vehicles around in the early hours. We could see the white paint fresh on the road and guiding our way. The road is "sooper" in all with few unexpected road humps! Srini's father opened the bhajane and singed to the tunes of...*Jagadoddharana*... *aadisidaleshode*. One by one everyone of us joined in Hari Nama Smarane with devotion and the thirst to have the darshana of Sri Ranganatha.

History about Kaveri and formation of Islands:

Once at the base of Himalayas, River Ganga, Kaveri, Yamuna and Saraswathi were playing. One Ghandharva saw these rivers playing and worshipped them. Seeing this all the 4 of them stated that he worshipped only one among them. They started arguing on whom he actually worshipped. The argument continued but didn't stop. Yamuna and Saraswathi stopped their quarrel. But to Ganga and Kaveri it continued. Finally, they both went to Sriman Narayana. River Ganga explained to Narayana that since she originated from the feet of Narayana, she is bigger and mightier than Kaveri. Sriman Narayana accepted it. But, Kaveri doesn't accept it and performs a strong penance. Finally, Narayana appears to her, assures to sleep on the bank of Kaveri and she will be the garland (Maala) on his chest, which will be the better position than Ganga, who is found in his feet. She also asks Him to wash her sins away which are collected from the innumerable devotees who take a dip in her. He blesses her by residing in not one but three places. The three are hence called Adi, Madhya and Antya Ranga.

Time: 5:00hrs

We passed through Ramanagar, Maddur, Mandya in dark and by 5am we were on the bank of River Kaveri at Sri Rangapatnam! As soon as we stepped off our vehicle...it was bone chilling! We couldn't control the shaking mouth ...saying...Aaaaa...should we take a bath was our immediate worry? Many devotees were already in water and many more catching up. Kaveri river was flowing in her grandeur. The glimpse of the river changed our mind! And within the few minutes we were into the chilling waters. We could feel the river flow, pulling us along. We formed a human chain and... One two three...first dip! Aha! We spent another 15min in the water couldn't resist to come out. We had to hurry up as many tasks were ahead. We changed ourselves in the traditional attire of Panche-Shalya and walked towards the temple.

Lord Ranganatha was busy having his morning pooja and we had to wait for next thirty minutes to catch a glimpse of the diety. We had quick pradakshine namaskara having a view of the idols all around the prakara. In one corner we could see "Benne Krishna" and "Benne Anjaneya ", (idol smeared with butter, good to apply some on our eyelashes). Then we have Sri Tirupati Balaji, a peep through the eye hole to visualize Sri Narasimha Swamy devaru (the door is closed for most time of the day), Ranga Nayaki (Sri Lakshmi), Mukhya Prana, Garuda and Sri Sudarshana Swamy.

The beauty of the temple walls fills us with many questions about the architecture in the early era! How could such huge stones be carved so elegantly, lifted only with muscle power and built into a structure...!..We can't even imagine now!

Can we name any modern architecture so ecstatic? No we can't...History is the one!

We hated history subjects in our school days! The dates of wars, kingship to be memorised...the maps...and what not! But the studies are fruitful now, the time when we are matured enough to visualize the beauty of art and architecture!

The temple bells rang and curtain was off! We had the darshnam of Lord Ranganath with a charm on His face, laying calmly on Shesha with Sri Lakshmi sitting near his lotus feet. We were inside the garbha gudi and as said, two eyes were not enough to visualize Him. Srini's father sang..... *Ranga ninna kondaduva.*

It was an exquisite sight! We prayed to the lord, had the tirtha and departed. Our first goal for the day, visit of "Adi Ranga" was completed. We had a few snaps outside the temple and were back into the black hawk.



Main gopuram



Black hawk at Srirangapatna



Benne Hanuman



E

Benne Krishna

(Story about Tippu Sultan:

It is said that Tippu Sultan was destroying temples in his kingdom. His eyes once fell on the Ranganatha temple at Sri Ranga patnam. He set out to destroy that, but as he entered the temple's gates, he tripped and fell down. He looked up to hear Ranganatha laughing and mocking him that "A person who can't walk properly is trying to destroy me!" that scared the wits out of him and he apologized and left in haste. This incident led to the fact that most Vishnu temples in south India are named Ranganatha temple even though the main deity is not Ranganatha. It was believed that Tippu resisted entering such temples and also developed a sense of Fearful Respect)

Time: 6:30hrs

We were now on the course, towards Madhya ranga through Bannur off the highway. We caught on camera the glowing orange sun casting a beautiful mirror image on Calm River. He was like a huge juicy orange fruit in front of us, but yet very far!



Surya devaru at his best time!

The Bannur road is still under the Govt.extended five year plans waiting to be asphalted! We were welcomed by the red mud road, half asphalted ones and a small asphalted stretch. The road made no difference for our Hawk. It was equipped to take any kind of roads! Infact these kinds of SUVs are very good for cross country roads...with good road clearance. Our Bhaskar sang *Utthamara Sangha, engittu salaho, chittajaniya.....*



The potty road



Ganesha guiding our way !

Our bumpy ride was overridden with our Bhajane in the name of Lord. The Sun was now turning white and the cross country drive through the villages was scenic.

Farmers moving with their bullocks to start their day at the field, women folk busy in fetching water and children waiting for the school bells to ring. Eventhough India being an Agricultural economy, often citizens look down upon the farmer and pay more respect for a Zamindar or a Business man ... Its the farmer who toils the land with his bullocks in scorching Sun and grants us our daily food. We need to pay gratitude to them... "Annadata SukhiBhava..."



The green land

Time: 8:00hrs

After a bumpy drive of one and half hour we were at Madhya ranga temple at Shivanasamudram. We had the darshanam of Lord Ranganatha who is small and cute here than compared to the size of Srirangapatnam. We offered our prayers and then visited Sri Lakshmi temple in the same premises. We spent some time gazing the serenity of the temple and the small village around. The village was busy with volunteers attending the pulse polio programme. We too had a small kid of 23yrs in our grp who had the drops....no no.. only water drops. Savored some biscuits and were back in the hawk. We were happy to have completed two goals and were on route to the final destination.



Madhya Ranga entrance



Lord Ranganatha Temple



Team at Madhyaranga

After a brief drive of 30min we were now at the small town of Kollegal. We halted at Shanti Sagar to have our breakfast. The breakfast was quite good and we were rejuvenated for the journey ahead.

Time: 10:00hrs

The task was now to drive through the hilly curves of Male Mahadeshwar Betta. The road was narrow enough for one and half bus and also a two way! But the crusader on the wheel didn't have much anxiety about the condition.



Bus crossing

We started to scale the mountains...Wow! What a breathtaking scenery was around us! Lush green forests on either side... High mountain peaks! Too much...



The Greenery



The Hair pin curve



Temple at foothill

Crusader drove through the hair pin curves of ghat section very tactically as we enjoyed the scenery around. Many a time we had to wait for bus crossings.... We reached the mountain peak and had glimpse below. It's around 450 m above the sea level. Had some snaps from top and then started to descend the mountain finally to reach MM village.

Time: 12:00hrs

It was noon and we were at border-crossing at Palar! We entered Tamilnadu and could sense the temperature running hot. Thanks to Black hawk which had AC.The road was very smooth and as we entered the village Palar, Tamil boards started showing up. None of us could read it..and even the mile stones were in Tamil...too fanatic...It's very difficult for any traveler to identify the village or the city ahead! There could have been some universal rule for having such basic things in English. After an hour ride through the plain lands we reached Mettur.The dam is magnificent...The Bridge across the river, dam on one side and the village on the other...simply exquisite scene! We caught them on camera...



Border crossing at Palar



Mettur Bridge



Mettur Dam



Mettur Dam crest gates

Time: 14:00hrs

After travelling through Mechiri, Omalur we were at Salem now for our lunch. We didn't know the city earlier and started searching for a good hotel. Finally we came upon a Vegetarian Hotel Saravana Bhavan. (Recommendable Hotel for new travelers and there is Adyar Anand Bhavan).

Note: It is advised for the travelers to do all the Darshans without food.

Other alternatives are:

- a) Carry some home made snacks with you for breakfast
- b) If you have to have food, skip the breakfast and have Theertha Prasada either at Salem or Bhavani / Erode (different route from Mettur).

The contact details of all the Mutts are given in the Appendix.

Next we were on the lookout for ATMs to get some cash. Some good Samaritans guided our way by talking in English/Hindi/Tamil mix. We found ICICI, SBI and Corp bank ATMs on the main road. Even the traffic cops obliged when we asked for routes. It was the time to revitalize our hawk too. We stopped at nearby petrol bunk and the hawk guzzled around 45 lts of diesel! We could sense its jovial mood now, to continue the journey!

Time: 15:30hrs

With all systems re-energized we continued our journey ahead. We had two plans on our cards now. Plan A to visit Namakkal temples, Plan B to bypass Namakkal. Majority were towards plan A. So Plan A it was! Namakkal is a one hour drive on NH 7 from Salem. We reached Namakkal by 16:30hrs and were dumbstruck at the sight of Lord Ugra Narasimha Swamy...The tall standing statue is rarest of its kind in the whole Asia. His charismatic appearance bowled us over! The temple too is declared a protected monument by ASI. It's splendor is hard to explain. Then we visited Prana devaru temple. He is tall and has no top shelter. Very nearby to the temple on the hill top is a fort which looks like a film city set...And at the foot hill is another Lord Sri Ranganath temple. But we didn't have much time left to visit Him.



Fort at Namakkal



Lord Ugra Narasimhaswamy temple

Sthala Mahime at Namkkal:

Hanumantha devara saaligramavannu tegedukonDu hogtirbekaadre sandhyavandane maadalu adanna keLage iDalu asadhya aadre , sandhyavandane biDbaardu anno gondala bantu.

aaga alle kuLitu tapassu maaDutidda Lakshmidēviyannu kaNDu avaLa hatra adanna koTTu sandhyavandanege hoda.. barodu swalpa taDa aaddarinda, Lakshmidēvi adanna

keLagiTTalu, also She could not continue to bear the weight of the Saligrama. adu alle beTTaakaaravaagi beLadu nintitu. ee saligraama Narasimha devara saaligraama. haagaagi aa beTTadalli Narasimha Devaru udbhava vaagi bandaru.

The belief is that its the same Ugra Narasimha, who comes here right after the Samhara of Hiranya Kashipu, so the right bottom hand palm is still **RED in colour**.



Sri Prana Devaru

Aa bheekara roopavannu kaNdu ellarigu bhayavaadaaga, Lakshmidivi bandu shantha maaDidaLu anno nambike. adakke alli Lakshmidivyannu kaNDE Narasimha devara guDige hogo prateeti.

Also, they offer Nimbe Hannu (lemon) to Devaru to keep him cool. idara edurinalle Hanumantha avana daasanaagi ninta. devaru saligraama roopadalli nintu bisilu maLe gaalige "expose" aagiruvaaga, bhakthanaada avanoo haage aagabekeMdu alli tanna tale mele yaava reetiya gopuravu irabaradu anta heLi nintidaane ivattigoo...haageye beTTada innoNdaDe, Ranganatha roopadalli udbhavanaagi bandu bhaktarige shanta roopadalli kaNisikonDiddane Srihari

Time: 17:30hrs

We continued our onward journey towards Trichy. Now it was Vijay's time for the bhajane and his favorite was *Ranga Kolalanoodalaagi, Rangaiah kolalanoodalu*...Others joined him in chorus and next 100kms on NH7 just passed on. The road is good with a few humps here and there. Now we had company with two more Scorpios racing on...We had a good rat and mice game.



More Scorpios!



We missed U!

In between we were happy to have glimpse of "KA" registration vehicles. It was dark now and we could have the first sight of a tall gopuram illuminated with colorful lights but didn't know which temple. We continued and crossed the bridge, to enter Srirangam. At 19:00hrs

we were finally at the same tall gopuram visible from miles. The temple premise was bustling with huge crowds and most of them Aiyappa devotees.

Time: 19:15hrs

We parked our vehicle near Raja gopuram and changed our attire back to Dhoti-Shalya. We had to pass through four gigantic gopurams to reach the main temple premises. All around us were shops full of life, devotees running around and of course no galling sales boys around us (which is common in most tourist places).

Sthala Mahime –Sri Rangam:

Srirangam is the foremost of the eight self-manifested shrines (Swayam Vyakta Kshetras) of Lord Vishnu. It is also considered *the first, foremost and the most important of the 108 main Vishnu temples (Divya desams)*. This temple is also known as Thiruvavangam, Tirupati, Periyakoil, Bhoolokha Vaikuntam, Bhogamantapam.

This Vaishnava temple is enormous in size with 156 acres in extent. It has seven prakaras or enclosures. These enclosures are formed by thick and huge rampart walls which run round the sanctum. There are 21 magnificent towers in all prakaras providing a unique sight to any visitor. This temple lies on an islet formed by the twin rivers Cauvery and Coleroon. In this sthalam, Sri Ranganatha Swamy is found inside the Aranga Vimaanam, Keeping 5 headed Aadhi sesha as the bed, his legs stretched along the direction of the sun's upcoming side (East) direction from where the moon in the evening rises and Lord Yama, who is the demon king and cool breeze and wind which are said to be found from the South direction are seen by the God and he also sees Lanka. Behind him, in North Direction and Sri Lakshmi are found. His right hand is kept under his head as a "Pillow" and the left hand is on his lap and it is pointed to his feet.

Sthala Purana as per Sri Pada Raja Mutt, Sri Rangam:

Chaturmukha Brahma was worshipping Sri Ranganatha Swamy (SRS), in his moola roopa at Brahma Loka. Raja Ikshwaku, did Tapas for several years and got this idol from Brahma on Sage Vasishtha's instructions for his and the kingdom's well being. He was worshipping the same afterwards at Ayodhya.

After Ramavathara and final Pattabisheka of Sri Rama, where he gave away gifts to all the people who helped him conquer Lanka and Ravana, Vibhishana wanted Rama to come back to Lanka and grace the throne. Rama politely declined and said he had several others incarnations pending for the good cause and he offered the SRS to Vibhishana and said that is himself and he can have it at Lanka.

Vibhishana, satisfied with this, took the Vighraha and proceeded to Lanka, at this place Sri Rangam, it was evening and he wanted to do his sandhyavandane. He gave the idol to Sri Lakshmi and asked her to take care of it. But Sri Lakshmi felt the idol to be very heavy (!!!!!) and kept it on the ground. Then Lord SRS became stationed here itself and did not budge even when Vibhishana tried to pull it out of the ground. Lord assured Vibhishana, he has to settle down here, to take care of his commitment to River Kaveri, and that he would always have an eye on Lanka from here itself. This is how Lord Sri Ranganatha Swamy got settled down at Sri Rangam.



Shops around gopuram

With a divine heart full of praises we entered the temple. But alas... the sanctum sanctorum was closed for the day due to Utsavam. There were hundreds of devotees running helter skelter to find a passage to sanctum... As per the sentries around, the darshana would be possible only the next morning 9am!

Everyone's heart was now filled in great despair. We were in utter confusion! No one to help! Everyone chanted the name of Lord... Srini's father began to sing *.baagilanu teredu seveyanu koDo hariye koogidaru dani keLalillave?? narahariye...* But no signs of any help. We took one pradikshine of Lord to search for help. But none... could... Hence returned back to the main door of sanctum sanctorum. This was the last goal and we couldn't imagine returning without having the sight of Lord. The mood was turning hot and tears were filled in almost everyone's pupil... about to burst. It was a poignant scene...

One of the priests asked us to wait near the sanctum for the Utsav idol to return. To the mind of Harish arose the sixth sense. A volunteer of the temple was sitting in the corner and he thought why not try with him for help! Srini's mother knew a bit of Tamil and hence Srini and his mother approached him with an appeal. She explained him about our Brahmanda Darshanam yathre and the importance to have the darshanam of Lord. To our surprise he obliged and we followed him. He took us to the back gate and talked with his colleagues. Within the next few minutes the gate opened and we ran in! Still the luck was bad... we ran in the opposite direction -- again out of the sanctum... God... what's this! Utter Chaos! Srini's father began the bhajane.. We again requested the sentry to allow us back in. After a brief talk in tamil the local language, he allowed us. Finally we were in the sanctum queue! We were in High Spirits now and thanked the Lord for allowing us in.

Within the next few minutes we were at last in the main Sanctum Sanctorum and gazed at the beauty of Lord Ranganatha with Sri Lakshmi Devi. Since we were the last batch of devotees allowed in, we were granted extra time to spend with Him. It was an enthralling moment for all of us. We accomplished Brahmanda Darshanam yatre in full vigor! As we were out of the sanctum, to our surprise, the volunteer (Kalimuthu) was waiting for us! He took us around other temples in the premises. It's a vast temple complex and you need to spend at least an hour with a proper guide. We could even catch a glimpse of the Utsava ritual going on. We thanked the guide for making our yathre a grand success. *Yella aa Hari Chitta !*



Main Gopura of Sanctorum

Hurray! It was now shopping time! The shops were loaded with tempting articles. We couldn't resist to buy! But beware of prices for Idols of Panchaloha...We had to bargain a lot. In the corner was an art shop with beautiful Gold art paintings of Tanjore. The prices...just Rs15K per piece!



Tanjore Gold painting

After the gala shopping time, it was time to refuel! Just outside the temple was a veggie restaurant we had light snacks. Each one of us called up our homes to explain about the day's achievements!

Time: 22:00 hrs.

It was time to bid good bye to Srirangam with a final snap. With heavy heart we started our journey back to Bangalore. Our crusader was back on wheels with full enthusiasm still fresh!



Team Jignaasa –Srinivas, Santosh, Harish, Sri Jagannath Murthy, Smt. Manorama, Bhagya, Bhaskar, Vijay

Our route was now to return to Salem and follow the NH7 to pass via Dharmapuri Krishnagiri and Hosur. After a few minutes of drive; everyone dozed off ...of course except the crusader. Around midnight we suddenly felt that we were not moving...To our surprise we were caught in a traffic jam somewhere before Dharmagiri. There was a bee line of loaded Lorries butting against each other. Now Vijay took on the wheels to lend some rest to Harish. After a slow drive and the chaos of traffic for half an hour we lost our course of main NH7 and entered the state highway. The road was not so good and finally we were back on track (NH7) after an extra one hour drive.

Time: 01:00hrs

We had a brief pit stop to have a cup of tea. There were heavy lorries moving on NH7. They were dragging along the highway owing to their heavy load. We were again stuck behind due to the "20-21 mantra"! (When a loaded lorry is moving at 20kmph another lorry tries to overtake at 21kmph!) Ooops... we were like the tail of kite following them. Finally the 21 raced over 20 and we quickly passed through. This 20-21 rule wasted our time at many junctions of the stretch. After a short nap, Harish was back on wheels.

Time: 05:00hrs

Our journey culminated in the early hours of Monday with a bright face having the darshnam of Lord Ranganatha and having covered 900Kms in almost 26hrs. Hats off to Harish for his determination and energy to drive to and fro for this great yathre.

"Patience and perseverance have a magical effect before which difficulties disappear and obstacles vanish."

Appendix A: Distance Chart and Darshan timings

Leg	Start	End	Distance (kms) - approx	Best Case Duration (hrs)	Normal Case Duration (hrs)	via (Major towns enroute)
1	Bangalore	Sri Ranga Patna	120	1.5	2	Rama Nagara, Channa Patna, Maddur, Mandya
2	Sri Ranga Patna	Madhya Ranga	80	1.5	2	Karighatta, Bannur, Malavalli
3	Madhya Ranga	Mettur	150	3	4	Kollegal, Hanur, MM Hills, Palar
4	Mettur	Sri Rangam	200	3.5	5	Metcheri, Salem, Namakkal, Trichy
5	Sri Rangam	Salem	150	2	3	Trichy, Namakkal
6	Salem	Bangalore	200	3	4	Dharmapuri, Krishnagiri, Hosur

Notes:

- 1 It is very difficult to complete this whole trip within one day, as most of the things are out of control here
- 2 Check for the temple opening times at all three places, check for special days / poojas (per Iyengar Calendar)
- 3 Request all Archaks stating your intention of Brahmanda Darshana and chances are that they will definitely oblige you
- 4 Some of the Iyengar rituals may prevent timely Darshan, please talk to Archaks and request them for a small window
- 5 Please visit all temples with typical Madhwa outfits, this will definitely create an impression and you are automatically given priority
- 6 On request you can stay in front of the Deity for a longer time and involve yourselves with Keerthanes
- 7 The easiest of all temples is Madhya Ranga in terms of access, crowd, ease of Darshan, and most difficult is Sri Rangam
- 8 Try not to spend too much of time for your Morning Breakfast, Afternoon Lunch and evening snacks.
- 9 Your time budget for the day goes like this... Travel - 10 hrs, Darshan - 5 hrs,
- 10 Have notes of 10s and 20s ready in your hand to offer Dakshine to get that extra privilege :)

Sri Ranganatha Sannidhi – Timings (subject to change)

1 Viswaroopam seva	6.15	to	7.30'
2 Pooja time - No seva	7.3	to	8.45
3 Seva	8.45	to	13
4 Pooja time - No seva	13	to	14
5 Seva	14	to	18
6 Pooja time - No seva	18	to	18.45
7 Seva	18.45	to	21
8 Free seva	20	to	21

IMP: No seva after 21:00 hrs

Timings are subject to change in Festival days (and almost every third is a festival).
On these special Days, Darshan ends at 18:00hrs or earlier.

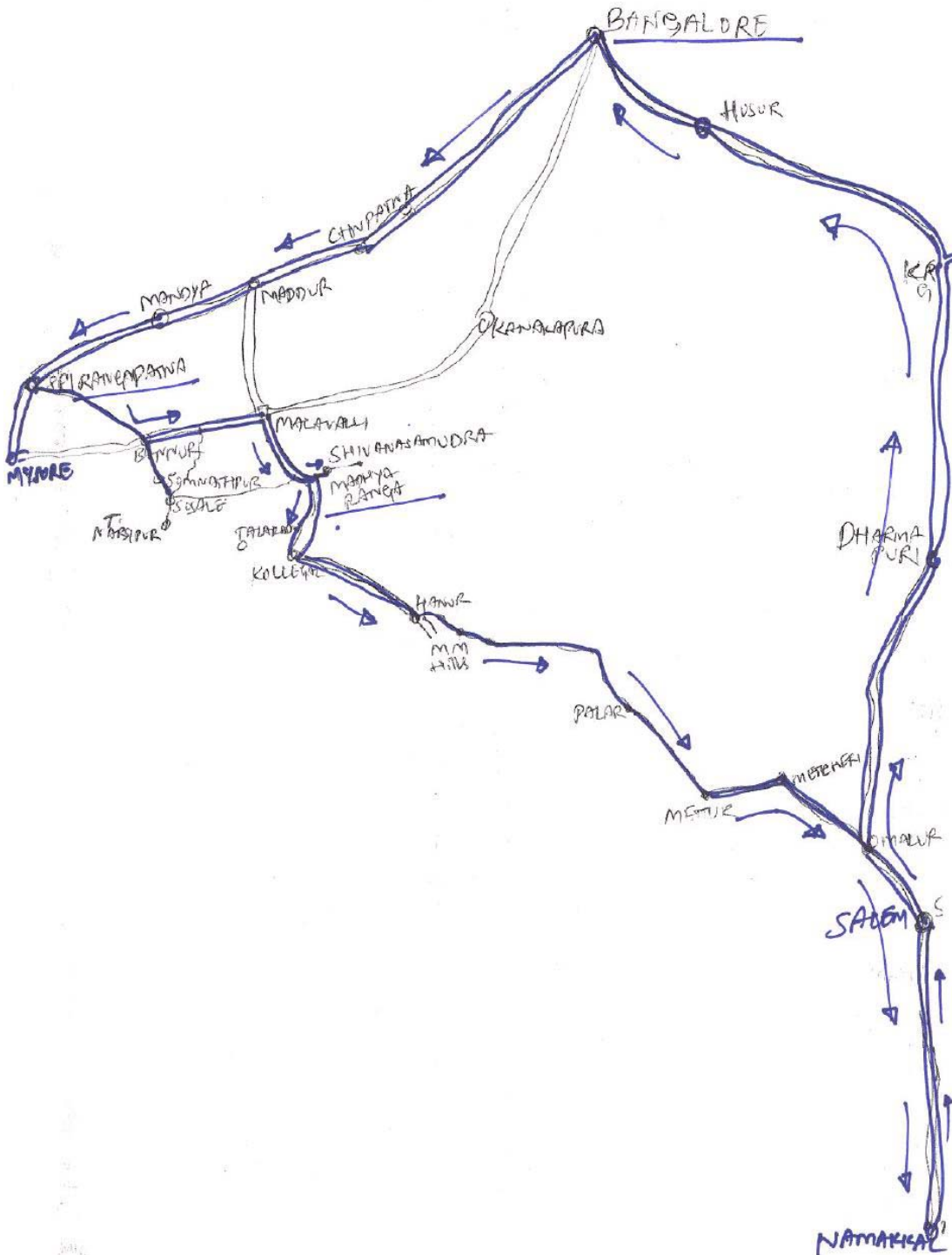
Expect the temple to shut down for Darshan due to VVIP visits any time of the day.

General Entrance - Free in all Seva time

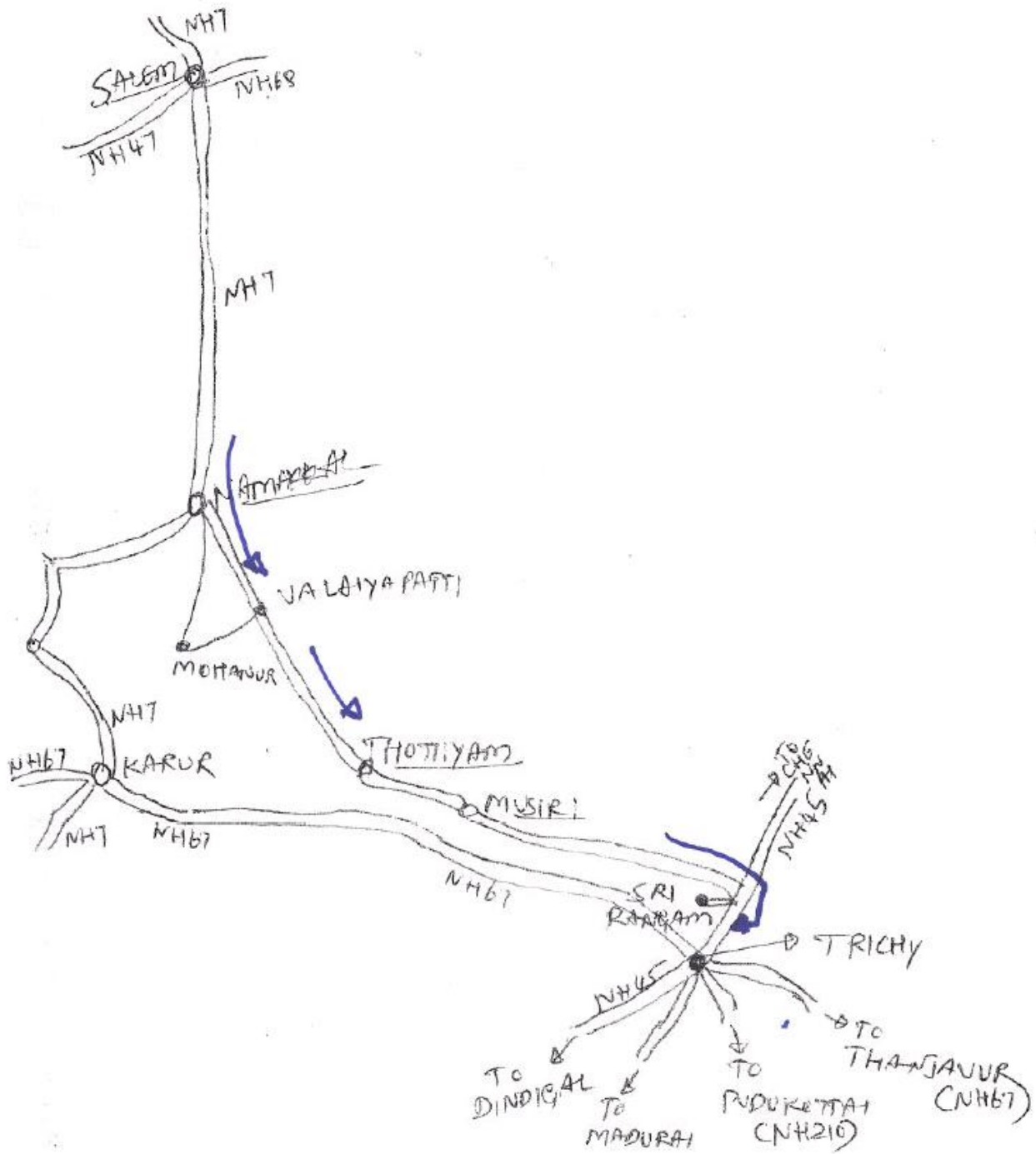
Viswaroopam seva - Rs.50/- per head.

Appendix B: Route Map

A) BLR-Madhya Ranga -Salem-Namakkaal -BLR



B) Salem-Namakkal-Srirangam



Appendix C: Festivals @ Sri Rangam Temple during VYAYA Year

Date	Programs at SriRangam
2007 January 1	Sri Namperumal - Vaikunda Ekadasi Festival - Irappatthu III day Moolavar Muthangi seva
2007 January 2	Sri Namperumal - Vaikunda Ekadasi Festival - Irappatthu IV day Moolavar Muthangi seva
2007 January 3	Sri Namperumal - Vaikunda Ekadasi Festival - Irappatthu V day Moolavar Muthangi seva
2007 January 4	Sri Namperumal - Vaikunda Ekadasi Festival - Irappatthu VI day Moolavar Muthangi seva
2007 January 5	Sri Namperumal - Vaikunda Ekadasi Festival - Irappatthu VII day Moolavar Muthangi seva, Namperumal Kaithala seva, Nammalwar Mohini Alankaran
2007 January 6	Sri Namperumal - Vaikunda Ekadasi Festival - Irappatthu VIII day Thirumangaimannan Vedupari - Namperumal Horse vahanam
2007 January 7	Sri Namperumal - Vaikunda Ekadasi Festival - Irappatthu IX day
2007 January 8	Sri Namperumal - Vaikunda Ekadasi Festival - Irappatthu X day Theerthavari
2007 January 9	Nammalwar Moksham XI day
2007 January 10	Iyarpa
2007 January 10	Sri Ranganachiar - Pagalpatthu I day
2007 January 11	Sri Ranganachiar - Pagalpatthu II day
2007 January 12	Sri Ranganachiar - Pagalpatthu III day
2007 January 13	Sri Ranganachiar - Pagalpatthu IV day
2007 January 14	Sri Ranganachiar - Pagalpatthu V day
2007 January 15	Sri Ranganachiar - Irappatthu I day Sankaranthi
2007 January 16	Sri Ranganachiar - Irappatthu II day Kanu Purapadu
2007 January 18	Sri Ranganachiar - Irappatthu III day
2007 January 19	Sri Ranganachiar - Irappatthu IV day
2007 January 20	Sri Ranganachiar - Irappatthu V day
2007 January 21	Thirumulai
2007 January 22	Nagarasodhanai - Senai Mudhalvar Purappadu
2007 January 23	Boopathy festival - Dwajaroanam I day Namperumal Thirumanjanam in Yagasalai
2007 January 24	Boopathy festival - Single prabha - Hamsa vahanam II day
2007 January 25	Boopathy festival - Simha vahanam - Yali vahanam III day
2007 January 26	Boopathy festival - Double prabha - Garuda seva IV day
2007 January 27	Boopathy festival - Sesha vahanam - Hanumantha vahanam V day
2007 January 28	Boopathy festival - Karpaga vritcham - Yanai vahanam VI day
2007 January 29	Boopathy festival - Kannadi arai seva - Nel alavu - Poondher VII day Thirumanjanam in Thayar sannathi
2007 January 30	Boopathy festival - Pallakku - Kuthirai vahanam - Vaiyali VIII day
2007 January 31	Boopathy festival - Thiruther - Theerthavari IX day

2007 February 1	Boopathy festival - Sabdhavaranam X day Thirumanjanam in Sandhanu mandabam Thai Poosam - Samayapuram Mariamman Seer festival.
2007 February 2	Boopathy festival - Alum pallakku XI day
2007 February 13	Ekadasi
2007 February 17	Amavasai
2007 February 19	Sri Namperumal Float festival - Hamsa vahanam I day
2007 February 20	Sri Namperumal Float festival - Pallakku - Hanumanth II day
2007 February 21	Sri Namperumal Float festival - Pallakku - Karpaga vritcham III day
2007 February 22	Sri Namperumal Float festival - Pallakku - Silver Garuda seva IV day
2007 February 23	Sri Namperumal Float festival - Pallakku - Double prabha V day
2007 February 24	Sri Namperumal Float festival - Pallakku - Yanai vahanam VI day
2007 February 25	Sri Namperumal Float festival - Nel alavu VII day
2007 February 26	Sri Namperumal Float festival - Theppam VIII day
2007 February 27	Sri Namperumal Float festival - Pallakku - Single prabha IX day Pandhakatchi
2007 March 3	Chandragrahanam
2007 March 15	Ekadasi
2007 March 18	Amavasai
2007 March 19	Surya Grahanam Samvathsarathi - Telugu New Year - Thirumanjanam Panchanga Sravanam
2007 March 20	Revathy
2007 March 22	Thirumulai - Senai Mudalvar purappadu
2007 March 23	Nagarasodhanai - Senai Mudalvar purappadu
2007 March 24	Aadhibrammothsavam - Mirror room seva - Thirumanjanam I day
2007 March 25	Aadhibrammothsavam - Night Jeeyapuram purappadu II day
2007 March 26	Aadhibrammothsavam - Evening Srirangam purappadu III day
2007 March 27	Aadhibrammothsavam - Pallakku - Garuda seva IV day
2007 March 28	Aadhibrammothsavam - Sesha vahanam - Karpaga vritcham V day
2007 March 29	Aadhibrammothsavam - Woraiyur purappadu - VI day Woraiyur Nachiyar Serthi seva
2007 March 30	Aadhibrammothsavam - Srirangam purappadu - Mirror room VII day seva - Soornabishekam - Nel alavu - Poonther - Thirumanjanam
2007 March 31	Aadhibrammothsavam - Pallakku - Ellakarai mandabam VIII day Horse vahanam - vaiyali
2007 April 1	Aadhibrammothsavam - Panguni Utthiram - Pranaya kalagam IX day Sri Ranganachiar serthi seva - Theerthavari - Gathyathraya goshti
2007 April 2	Aadhibrammothsavam - Goratham - Sabthavaranam X day
2007 April 3	Aadhibrammothsavam - Alum pallakku XI day
2007 April 13	Ekadasi
2007 April 14	Tamil New year

Appendix D: Sri VyasaraJararu @ Sri Rangam

Sri Rangam, which is a Vaishnavite Holy Place, has Jambukeshwar, another Shivite holy place next to it. They both had a dispute on the jurisdiction of the area between them. The same dispute was solved by Sri VyasaraJararu, by getting the consensus of the people for a Single Breath Run from the Ranga Dhwaja to Nandi Dhwaja. The area from which Srighalu started running and to the place where he took the first breath was to be given to Vaishnavites. The people of Sri Rangam were regardful to Srighalu for this achievement. Srighalu has installed a Mukhya Prana Murthi at the place where he started, which is seen even today.

When Srighalu came for SRS Darshan, he also had a Prathyaksha Dardhana of Shesha Shayi.... This lead to the composition of "Seridano Seridano Jagadeesha...When Sri VyasaraJararu was at Sri Rangam, he started a Briahd Grantha "Chandrika" which later on became famous as one of the Vyasa Thraya. There is a Chandrika Mantap even today inside the temple, where he used to write..There is a Vysaraja Mutt even today within the Temple prakara.

Contact Deetails:

1) Sri Raghothama Achar
Sri Swarnavarna Theertha Brindavana Sannidhi
48, South Chittirai Street,
Sri Ranga – ph: 0431 243 1344

2) Sri Sumateendra Swami Brindavana Sannidhanam
(Sri Raghavendra Swami Mutt Srirangam)
Raghavendrapuram, Srirangam
Trichy - 620 006
Phone- 0431-2432981

Other SriPadaraja Mutt contacts enroute:

Hosur	- Sri Krishna Subbanna / Sri Venkata Subbu	- 04344 243 764
Dharmapuri	- Sri Sethu Madhavan	- 04342 264 748
Erode	- Sri Krishnamurthy Achar	- 0424 222 3141
Bhavani	- Kaveri Road	- DNA
Salem	- Sri Ravi, 135A, Agraharam,	- 226 5758
Sri Mushnam-	Sri Sethumadhavan	- 04144 25023


More info can be obtained from:

JOINT COMMISSIONER / EXECUTIVE OFFICER,
Sri Ranganathaswamy Temple,
Srirangam,
Tiruchy - 620 006.
Tamilnadu, India.
Tel: + 91- 0431 - 2432246
Fax: + 91- 0431 - 2436666

Web link: <http://www.srirangam.org/>

Appendix E: Temple Prakaaras ,Lord Ranganath photo

The following attached doc gives the details of how the Pradakshine has to be done and a map of the seven Prakaaras of Sri Temple.



ಶ್ರೀರಂಗ ಸಪ್ತಪ್ರಾಕಾರ ಪ್ರದಕ್ಷಿಣ ಕ್ರಮ

ಸಂಗ್ರಹ : ಶ್ರೀ ರಾಮಮೂರ್ತಿ, ಬೆಂಗಳೂರು
ಆಧಾರ : ಶ್ರೀ ಡಿ.ಎನ್. ಕೇಶವಮೂರ್ತಿರಾವ್, ಶ್ರೀರಂಗ

ಈ ಬ್ರಹ್ಮಾಂಡ ಸಪ್ತಸಮುದ್ರ ಮತ್ತು ಸಪ್ತದ್ವೀಪಗಳಿಂದ ನಿರ್ಮಾಣಗೊಂಡಿದೆ. ಇದರ ಎವರೆಣಿ ಭಾಗವತದಲ್ಲಿ, ಸರ್ವಮೂಲದಲ್ಲಿ ಭುಕ್ತು ವಾದಿರಾಜರ ಭೂಗೋಳ ಪರ್ವನೆಯಲ್ಲಿ ಬಂದಿದೆ. ಪರಮಾತ್ಮನ ಸ್ವಧಾಮವಾದ ಪೈಕಾಂಠದಲ್ಲಿ 7 ಪ್ರಾಕಾರವಿದೆ ಎಂದು ಭಾಗವತದಲ್ಲಿ ವಚನಿಸಲಾಗಿದೆ. ಸಾಧನಗಾಗಿ ಕೊಟ್ಟ ಮನುಷ್ಯಶರೀರಕ್ಕೆ ಸಪ್ತಧಾತುಗಳು ಮತ್ತು ಸಪ್ತನಾಡಿ ಚಿತ್ರಗಳಿಂದ ನಿರ್ಮಿತವಾಗಿದೆ. ಹಾಗಾಗಿ ಸಾಧನ ಶರೀರ, ತ್ರಿಹೃದಯ ಮತ್ತು ಪರಂಧಾಮಗಳಲ್ಲಿ ಸಪ್ತಪ್ರಾಕಾರವಿರುತ್ತದೆ.

ಇದರ ಹಿನ್ನೆಲೆಯಲ್ಲಿ, ಮೋಕ್ಷಸಾಧನ ರೂಪವಾಗಿ ಸಪ್ತಪ್ರಾಕಾರ ಪ್ರದಕ್ಷಿಣಾವಿಧಿಯನ್ನು ಗುರುತಿಸಿ ಪುರಾಣದಲ್ಲಿ ಚಿತ್ರಮುಖ್ಯ ಬ್ರಹ್ಮ ಗುರುಡನಿಗೆ ಉಪವೇಶಿಸಿದ್ದಾರೆ. ಇದರ ಪ್ರಕಾರ ಶ್ರೀರಂಗದಲ್ಲಿ, ಕಾವೇರಿಯ ಹೃದಯದಲ್ಲಿ ಸ್ಥಾಪಿಸಿಕೊಂಡ ರಂಗಧಾಮದ ಸುತ್ತಲೂ ಇರುವ 7 ಪ್ರಾಕಾರಗಳಲ್ಲಿ ಪ್ರದಕ್ಷಿಣಾವಿಧಿ ಹೇಳಲ್ಪಟ್ಟಿದೆ. ವೈಕುಂಠದ ಅನಂತರ 7 ಪ್ರಾಕಾರ ಇರುವ ಒಂದೇ ದೇವಸ್ಥಾನ ಶ್ರೀರಂಗಧಾಮ. ಈ ದೇವಸ್ಥಾನದ 7 ಪ್ರಾಕಾರಗಳಲ್ಲಿ ಜೊತೆಗೆ 3 ಹೊರಗಿನ ಪ್ರಾಕಾರಗಳಲ್ಲಿ ಮನೆಗಳು ಮತ್ತು ಆರಗಡಿಗಳು ಇವೆ. ಈ ಪ್ರಾಕಾರಗಳ ಲಕ್ಷಣ ಗುರುತಿಸಿ ಪುರಾಣದಲ್ಲಿ ವಿವರಿಸಿರಲಿಲ್ಲವೆಂದು ಇದೆ. ಬಾಕಿ 4 ಪ್ರಾಕಾರಗಳ ಈ ದೊಡ್ಡ ದೇವಸ್ಥಾನದ ಒಳಗೆ ಚಂದ್ರ, ಸೂರ್ಯ ಪುಷ್ಕರದಳಗಳು, ನಂದನವನಗಳು, ಬೃಹತ್ಪಾದ ಗರುಡದೇವರು, ವ್ಯಾಸರಾಜ ಪ್ರತಿಷ್ಠಿತ ವಾಯು ದೇವರು ಮತ್ತು 77 ಭಗವತ್ ಸನ್ನಿಧಾನಗಳು ಹಾಗೂ 22 ಗೋಪುರಗಳಿಂಥ ನಿರ್ಮಿತವಾಗಿದೆ.

ಪ್ರದಕ್ಷಿಣಾ ವಿಧಿ : ಅಥೈನೋದಯ ಕಾಲಕ್ಕೂ ಮುಂಚೆ ಎದ್ದು ಸಂಕಲ್ಪಪೂರ್ವಕವಾಗಿ ಕಾವೇರಿಯಲ್ಲಿ ಸ್ನಾನ ಮಾಡಿ ಒಳಗಿನ ಛಾದಿಮಸ್ತವನ್ನುಟ್ಟು, ಕೈಯಲ್ಲಿ ಕಾವೇರಿ ತೀರ್ಥ ತುಂಬಿದ ಪಾತ್ರೆಯ ಜೊತೆಗೆ ಪ್ರದಕ್ಷಿಣೆಯನ್ನು 236 ಅಡಿ ಎತ್ತರದ ರಾಜಗೋಪುರ

ದಿಂದ ಪ್ರಾರಂಭಿಸಬೇಕು. ಇಲ್ಲಿ ಅಚಮನ ಮತ್ತು ಸಂಕಲ್ಪ (ಆಚಾರ್ಯ ಮುಖೇನ) ಮಾಡಿ ಸಜ್ಜನ ಕೊಡಗೊಡಿ ಎಲ್ಲಕ್ಕೇವನನ್ನು ಪ್ರಾರ್ಥಿಸಬೇಕು.

ಎಶ್ವಕ್ಷೇಪಿ ಮಹಾಲಾಹೋ ಅನುಜ್ಞಾಂ ದಾತುಮರ್ಹಸಿ | ಪ್ರದಕ್ಷಿಣಾರ್ಥಂ ದೇವಸ್ಯ ತ್ಯಾಂ ಸಮಾಮಿ ಭುನಃ ಭುನಃ ||

ಈ ಮಂತ್ರವನ್ನು ಹೇಳಿ ನಮಸ್ಕಾರ ಮಾಡಿ (ಪುಟ ಸಂ.25ನ್ನು ನೋಡಿ) ಜೊತೆಗೆ ದಕ್ಷಿಣದಲ್ಲಿ ಮೂಡಬೇಕಾದ (ನಂ.1) 25 ನಮಸ್ಕಾರಗಳನ್ನು ಮೂಡಬೇಕು. ಅನಂತರ ಇದೇ ಪ್ರಕಾರ ನಿರ್ಯತಿ (ನಂ.2), ಪಶ್ಚಿಮ (ನಂ.3), ವಾಯುವ್ಯ (ನಂ.4), ಉತ್ತರ (ನಂ.5), ಈಶಾನ್ಯ (ನಂ.6), ಪೂರ್ವ (ನಂ.7), ಅಗ್ನೇಯ (ನಂ.8) ಮತ್ತು ಮೈ ದಕ್ಷಿಣ (ನಂ.9) ಹೀಗೆ 9 ಸ್ಥಾನಗಳಲ್ಲಿ ಒಂದೊಂದು ಪ್ರಾಕಾರ ದಲ್ಲೂ ಆಯಾ ಸ್ಥಾನಗಳಲ್ಲಿ ಮಂತ್ರಪೂರ್ವಕವಾಗಿ ನಮಸ್ಕಾರಗಳನ್ನು ಚಿತ್ರದಲ್ಲಿ ಕೊಟ್ಟಿರುವಂತೆ ಮಾಡಬೇಕು. ಕೊನೆಯದಾಗಿ ಒಳಗಿನ ಎಳನೆಯ ಪ್ರಾಕಾರ ವಲ್ಲಿ ದಕ್ಷಿಣದಲ್ಲಿ (ನಂ.10) 33 ನಮಸ್ಕಾರಗಳನ್ನು ಮಾಡಿ ಕೃಷ್ಣಾರ್ಪಣ ಎನ್ನಬೇಕು. ಶ್ರೀರಂಗ ತೀರ್ಥನ ಮಾಡಬೇಕು.

ಎಶ್ವಕ್ಷೇಪನ ಅನುಜ್ಞೆಯಿಂದ ಆರಂಭಿಸಿ ಕೃಷ್ಣಾರ್ಪಣ ಹೇಳುವ ತನಕ ಈ ಸಪ್ತ ಪ್ರಾಕಾರ ಪ್ರದಕ್ಷಿಣೆಯಲ್ಲಿ ಯಾರ ಜೊತೆಗೂ ಮಾತನಾಡಬಾರದು. ಕೈಯಲ್ಲಿ ತೀರ್ಥಪಾತ್ರೆಯನ್ನು ಹಿಡಿದಿರಬೇಕು. ಮಳೆ, ಗಾಳಿ, ಬಿಸಿಲು ಮುಂತಾದ ಯಾವುದೇ ತೊಂದರೆಯಿಂದ ನಿಲ್ಲಿಸಬಾರದು. ನಾರಾಯಣನ ಸ್ಮರಣೆ ಮಾಡುತ್ತಾ, ದಾಸರ ಪದಗಳನ್ನು, ದೇವರ ಸ್ತೋತ್ರಗಳನ್ನು ಹೇಳುತ್ತಾ ಭಗವಂತನ ಪ್ರೀತ್ಯರ್ಥ ಯಜ್ಞರೂಪವಾದ ಈ ಕರ್ಮವನ್ನು ಮಾಡಬೇಕು. ವೈಕುಂಠದಿಂದ ಇಳಿದುಬಂದ ಈ ರಂಗಧಾಮದ ಮುಂದೆ ಕುಳಿತು ಆಚಾರ್ಯ ಮುಖೇನ ಗುರುತಿಸಿ ಪುರಾಣ ಶ್ರವಣ ಮಾಡಿ ಅವರಿಗೆ ವಸದಾನ, ದಕ್ಷಿಣಾದಿಗಳನ್ನು ಕೊಟ್ಟು ತೃಪ್ತಿಪಡಿಸಬೇಕು. 7

ಮಾಧ್ಯ ಸಿಮಾಚಾರ

25

ಜನವರಿ 2003

ಹರಯೇ ನಮಃ | ಶ್ರೀಕೃಷ್ಣಾಯ ನಮಃ | ವಿಶ್ವಾಯ ಅಂತರಾತ್ಮನೇ ನಮಃ | ಪರಮಾತ್ಮನೇ ನಮಃ |
 ನಮಃ | ತೈಜಸಾಯ ನಮಃ | ಪ್ರಾಣಾಯ ನಮಃ | ಜ್ಞಾನಾತ್ಮನೇ ನಮಃ | ಮುಖ್ಯವ್ಯಾಕಾಂತರ್ಗತ
 ತುರೀಶಾಯ ನಮಃ | ಆತ್ಮನೇ ನಮಃ | ರಂಗೇಶಾಯ ನಮಃ | *

* ಶ್ರೀರಂಗಂ ಬಿ. ಎನ್. ಕಲಶಮೂರ್ತಿಗಾರವರವರು ಆನೇಕ ಮಠಾಧೀಶರೊಡನೆ ಭಾಗವಹಿಸಿದ್ದು 80 ಬಾರಿಗೂ
 ಹೆಚ್ಚಾಗಿ ಆನೇಕ ಜನರಿಗೆ ಸಪ್ತಪ್ರಕಾರ ಪ್ರದಕ್ಷಿಣ ವಿಧಿ-ವಿಧಾನ ತಿಳಿಸಿ ನೇತೃತ್ವ ವಹಿಸಿದ್ದಾರೆ.

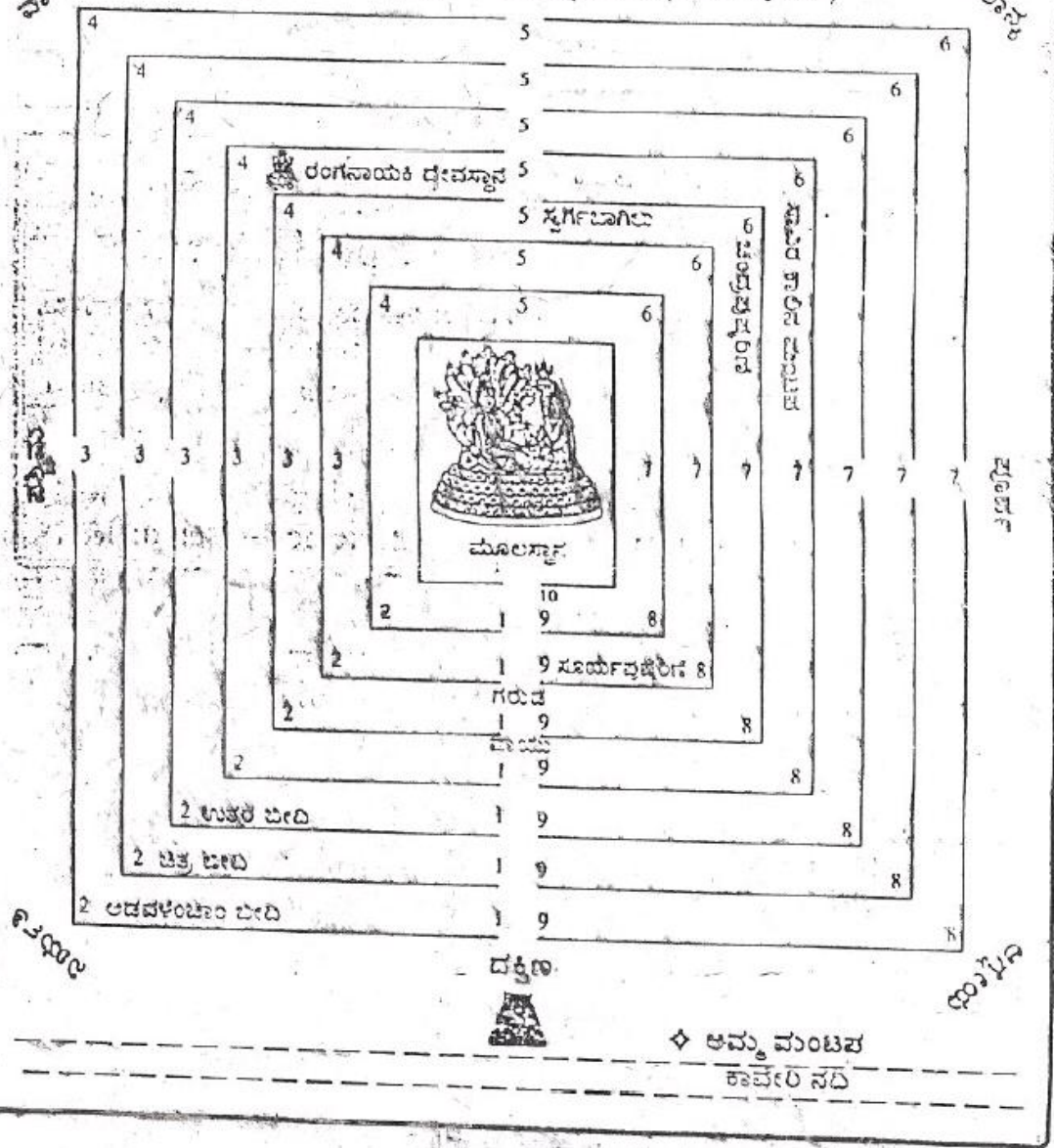
ಕೊಡ್ಲಿಬಾ ನದಿ (ಕಾವೇರಿಯ ಮತ್ತೊಂದು ಭಾಗ)

ಉತ್ತರ

ಶ್ರೀರಂಗ ಸಪ್ತಪ್ರಕಾರ ಪ್ರದಕ್ಷಿಣ ವಿಧಿ (ಗೆರುಡ ಪುರಾಣ)

ಪಾಯುವಕ

ಕುಶಾನಕ



Sri Ranganatha in full grandeur at Srirangam



Important notice:

The document is property of Jignaasa-Bangalore. The sole purpose of the document is to guide new travelers. The views expressed here, are of individuals and not related to any articles or endorsed by any authority.

Suggestions / Additional Information / Corrections most welcome.

Authors:

Santosh R.Chikkerur – santoshrc@gmail.com	Mob: 98455 72059
Srinivas Jagannath - srinivasjag@gmail.com	Mob: 99001 69158
Harish Rao - harishdrao@yahoo.com	Mob: 99805 63675